








SPRAY-CURE™ Remote Panels to Meet a Variety of

A variety of pre-engineered controls help customize the BANANZA® unit's operation for a specific process.

			
Remote Panel	Basic II (Cure)	Basic II (Spray)	Digital Dual #1
Used for Curing Paint	Yes	No	Yes
Used for Spraying Paint	No	Yes	Yes
Discharge Air Temperature ° F (° C)	120 - 170 (48.9 - 76.7)	55 - 90 (12.8 - 32.2)	60 - 90 (15.6 - 32.2) / 80 - 180 (26.7 - 82.2)
	Single analog temperature selection dial.		Two temperature selection dials with digital display.
Fan ON/OFF Switch	Yes	Yes	Yes
Burner ON/OFF Switch	Yes	Yes	Yes
Light ON/OFF Switch	Yes	Yes	No
SPRAY-CURE™ Mode Selector Switch	No	No	Yes
Indicator Lights	Yes	Yes	Yes
Other Controls	No	No	Adjustable speed controls for exhaust fan in spray and cure mode.
Burner Flame	Modulated by discharge temperature control		
Nema 1 Enclosure	Yes	Yes	Yes
FAN ON/BURNER OFF Mode	Blower can operate without burner. Air handler		
FAN ON/BURNER ON Mode	Air handler operates continuously, supplying heated make		
FAN/BURNER ON - Spray Mode	No	Yes	Yes
FAN/BURNER ON - Cure Mode	Yes	No	Yes

Applications

		
Dual #2	Digital 60-160	Deluxe Digital
Yes	Yes	Yes
Yes	Yes	Yes
55 - 90 (12.8 - 32.2) / 120 - 170 (48.9 - 76.7)	60 - 160 (15.6 - 71.1)	60 - 90 (15.6 - 32.2) / 80 - 180 (26.7 - 82.2)
selected on temperature selection dial.		
Two analog temperature selection dials.	Single temperature selection dial with digital display.	Two temperature selection dials with digital display.
Yes	Yes	Yes
Yes	Yes	Yes
Yes	Yes	Yes
Yes	No	Yes
Yes	Yes	Yes
Adjustable purge and cure timers.	Adjustable speed control for exhaust fan and booth pressure gauge. Optional: burner lockout indicator light, remote reset push button and check filter indicator light.	Adjustable speed controls for exhaust fan in spray and cure mode and booth pressure gauge. Adjustable timers for purge, cure and cool down. Optional: burner lockout indicator light, remote reset push button and check filter indicator light.
governed by remote temperature selector.		
Yes	Yes	Yes
operates continuously, supplying make-up air.		
up air and maintaining constant discharge temperature.		
Yes	Yes	Yes
Yes	Yes	Yes